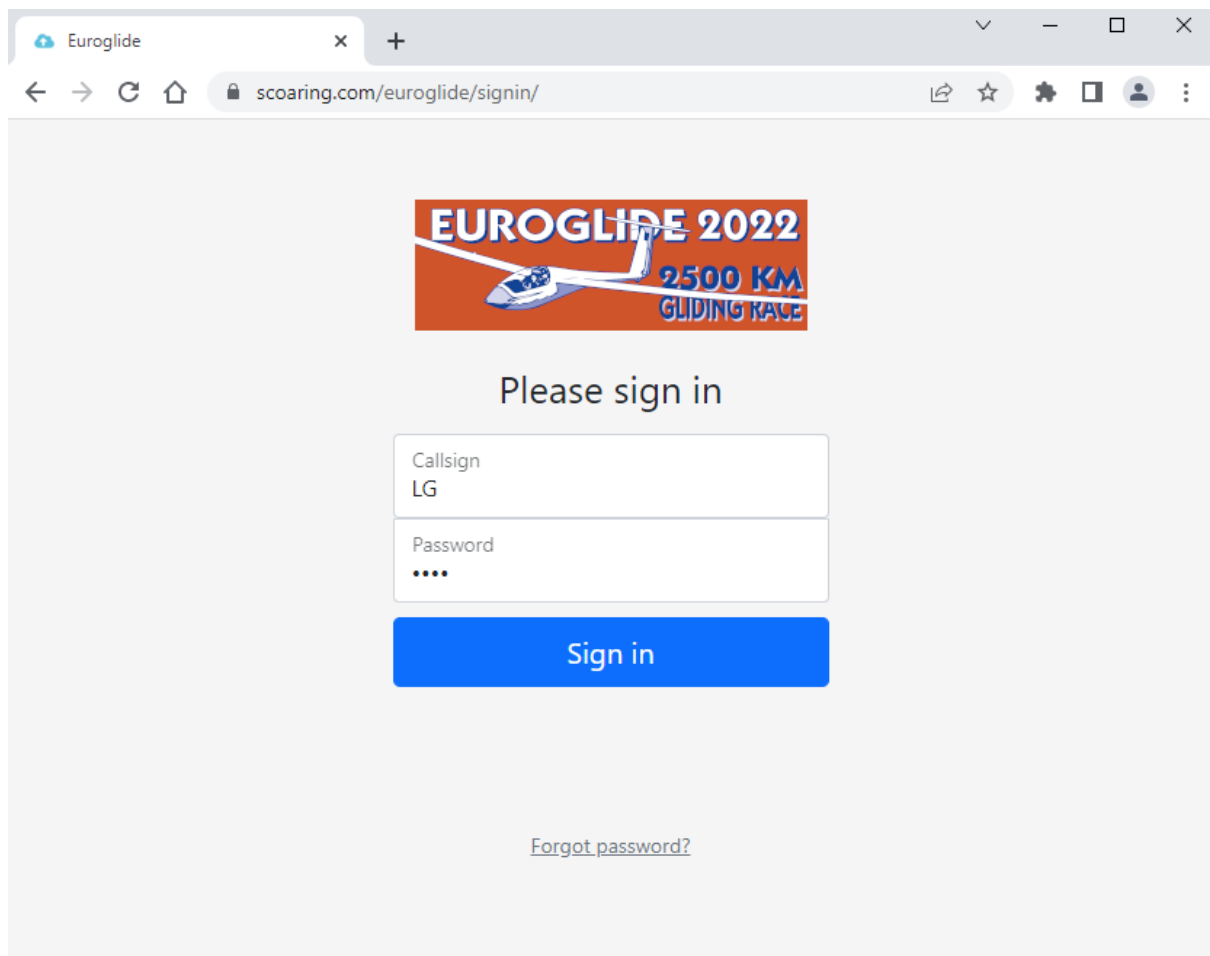



Login Scherm



Euroglide

scoaring.com/euroglide/signin/



Please sign in

Callsign
LG

Password
••••

Sign in

[Forgot password?](#)

Welcome screen

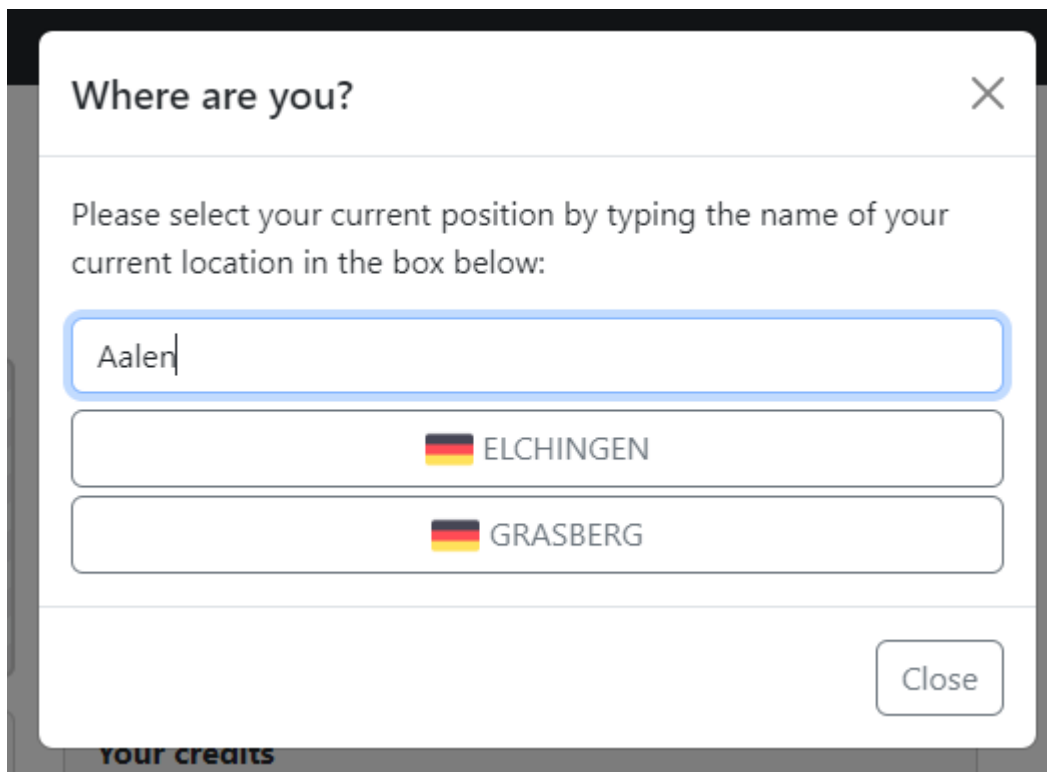
The screenshot shows a web browser window with the URL `scoaring.com/euroglide/team/`. The page title is "Euroglide 2022" and there is a "Sign Out" button in the top right corner. The main content area is dimmed, showing a profile for "LG ASW19bwl" with "DAeC: 100 (undefined)". A modal window titled "Where are you?" is open in the foreground, prompting the user to "Please select your current position by typing the name of your current location in the box below:" and providing a text input field with the placeholder "Type your location here...". A "Close" button is located at the bottom right of the modal. In the background, a "Where are you?" section displays the flag for "Venlo" (ICAO: EHVE) and a map of Venlo-Eindhoven Zweefvliegclub. To the right, a "Your credits" table is visible.

Your credits	
Budget	390
Launch cost	0
Displacement cost	0
Balance	390

scoaring.com is supported by [Glider Pilot Shop](#)

Enter location (based on the D-Base)

Entering a name of the location, automatically resolves the official name of the airport where you're staying the night and want to start the day after.



Drag and Drop or select your igc files in the upload area (marked in gray)

Euroglide 2022

Sign Out

LG

ASW19bwl
DAcC: 100 (undefined)

Drag and drop your IGC-files here or click here to upload

Where are you?

Venlo
ICAO: EHVZ

Update your location

Flights

Welcome!

Please upload your igc-files here. Stay safe and have fun!

Your credits

Budget	390
Launch cost	0
Displacement cost	0
Balance	390

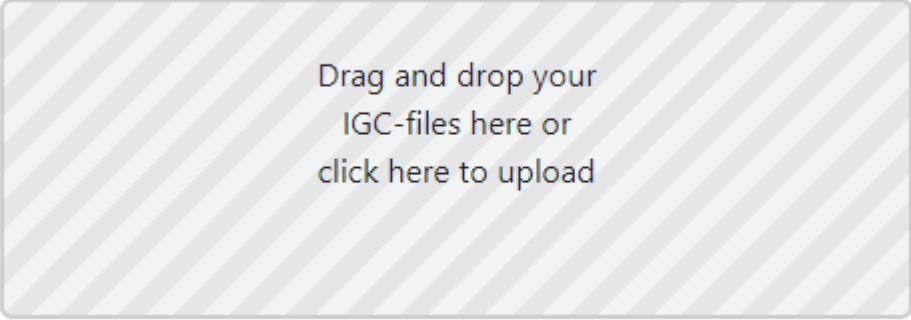
Chat

Refresh

New chat message to the competition directors.

Send

scoring.com is supported by [Glider Pilot Shop](#)



Chat option to communicate with the scoring team

The chat is not live, but it will be monitored and answered a few times a day. You will be notified with e-mail via the e-mail address you shared with us.

Chat Refresh

New chat message to the competition directors... Send

When uploading a file you need to provide the following information:

- Launch costs
- Displacement costs
- Remarks for this file
 - Explanation (when needed) how you came to the launch and displacement costs (related to the next turning point)
 - Where did you actually started the flight, when it was not from the airport
 - What do you indicate the end point of your flight?
 - What parts (when used the motor a few times, are the ones you want to indicate as part of the gliding path and what as displacement?

Edit flight ✕

Please enter the cost for launching and for displacement for this flight. You may also enter some remarks for this flight.

IGC file	09_GL_721.igc
Date	09-07-2018 (#1)

Launch cost	Displacement cost
<input type="text" value="20"/>	<input type="text" value="70"/>

Your remarks for this file.

B I ☰

We had a tow launch to 1100 meters above field level.

We started our flight today not at the airport we started but continued our flight from....

So the displacement costs are... |

The application checks if your igc is a valid file for this competition, as we check:

- if it's a flight log from a day within the competition dates.
- if the file is not uploaded before and or by another team

